

## Pro-Kopf-Aufnahme von Mikroplastik durch die Nahrung

Platzierung		Land	Milligramm / Tag [mg/d]	Gramm / Monat [g/M]
Welt	Europa			
1		Malaysia	502,75	15,08
2		Indonesia	428,89	12,87
3		Egypt	388,50	11,66
4		Philippines	371,24	11,14
5		Vietnam	363,05	10,89
6		Laos	323,17	9,70
7		Thailand	291,90	8,76
8		Cambodia	285,98	8,58
9		Ghana	272,54	8,18
10		Congo	266,67	8,00
11		Myanmar	266,20	7,99
12		China	262,43	7,87
13		Gabon	246,04	7,38
14		Tunisia	214,83	6,44
15		Cote d'Ivoire	213,95	6,42
16		Angola	186,00	5,58
17		Sri Lanka	181,29	5,44
18		Bangladesh	173,41	5,20
19		South Korea	172,51	5,18
20		Nigeria	166,48	4,99
21		Benin	164,11	4,92
22		Mauritius	163,24	4,90
23		The Gambia	162,94	4,89
24		Cameroon	156,35	4,69
25		Japan	152,84	4,59
26		Senegal	146,51	4,40
27		Zambia	145,91	4,38
28		Antigua and Barbuda	141,56	4,25
29		Malawi	140,31	4,21
30		Togo	136,14	4,08
31	1	Croatia	126,79	3,80
32		Barbados	125,28	3,76
33		Uganda	120,90	3,63
34	2	Switzerland	117,33	3,52
35	3	Montenegro	115,69	3,47
36		Mozambique	113,86	3,42
37	4	Greece	113,27	3,40
38		Namibia	110,85	3,33
39		Mali	103,84	3,12
40		Dominica	101,42	3,04
41	5	Ukraine	100,32	3,01
42		Saint Lucia	96,70	2,90
43	6	Albania	96,43	2,89
44		Tanzania	95,50	2,87
45	7	Romania	95,09	2,85
46		Grenada	90,07	2,70
47		Burkina Faso	86,80	2,60
48		Trinidad and Tobago	83,73	2,51
49		Central African Republic	83,64	2,51
50		Kuwait	83,52	2,51
51		Algeria	82,61	2,48
52		United States	79,18	2,38
53	8	Hungary	75,37	2,26

## Pro-Kopf-Aufnahme von Mikroplastik durch die Nahrung

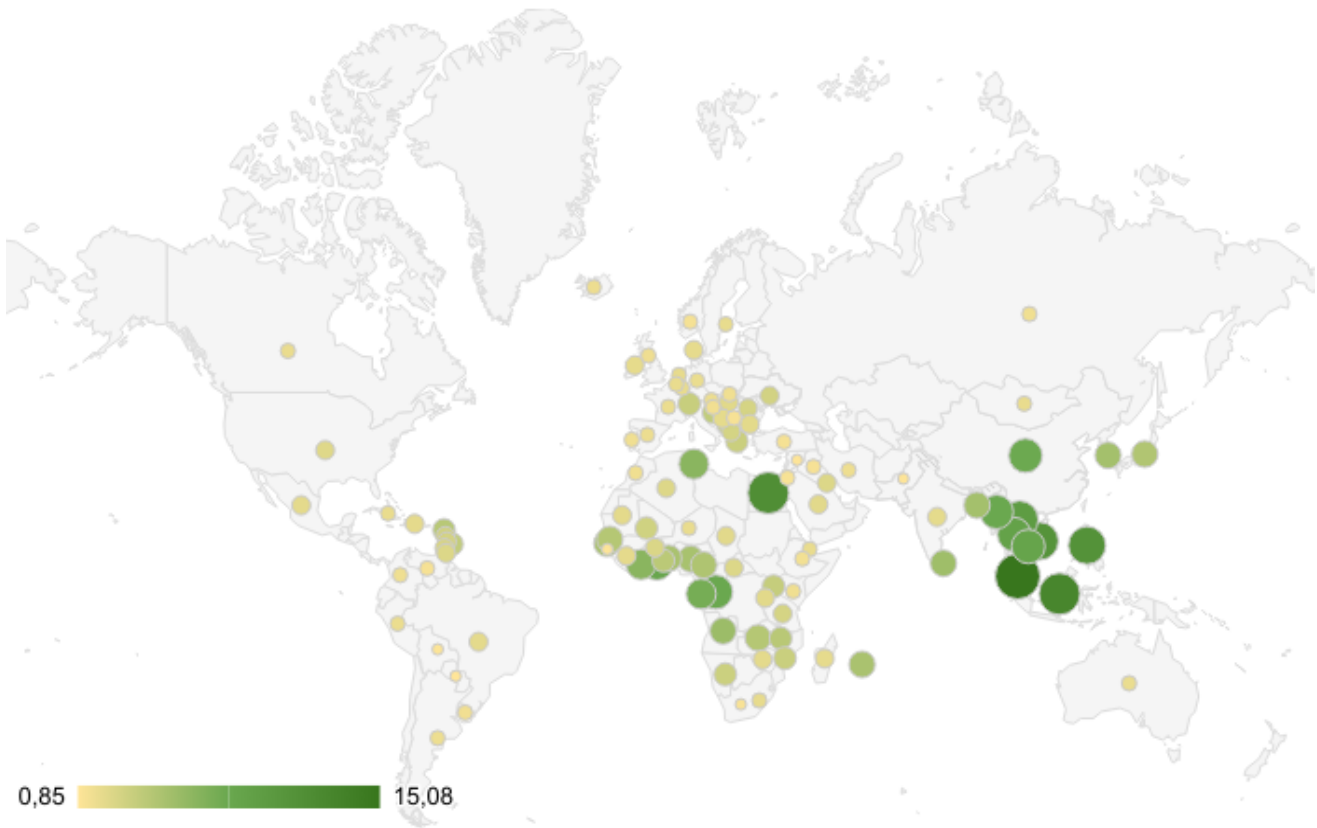
Welt	Europa	Land	[mg/d]	[g/M]
54		Rwanda	74,94	2,25
55		Saudi Arabia	74,40	2,23
56		Chad	74,16	2,22
57	9	Bulgaria	73,07	2,19
58		Mauritania	71,55	2,15
59		Mexico	71,42	2,14
60		Brazil	71,04	2,13
61		Zimbabwe	70,96	2,13
62		Dominican Republic	70,22	2,11
63		Guinea	69,95	2,10
64		India	69,12	2,07
65	10	Bosnia and Herzegovina	68,98	2,07
66	11	Ireland	68,54	2,06
67	12	Denmark	68,42	2,05
68		Madagascar	68,28	2,05
69	13	Netherlands	66,05	1,98
70		Lesotho	65,89	1,98
71	14	Sweden	64,24	1,93
72	15	Luxembourg	63,81	1,91
73		Djibouti	63,56	1,91
74	16	Belgium	63,44	1,90
75		Mongolia	63,36	1,90
76		Niger	63,29	1,90
77		Cuba	63,27	1,90
78		Canada	62,34	1,87
79	17	Germany	61,48	1,84
80		Australia	61,08	1,83
81		Peru	60,21	1,81
82	18	France	59,78	1,79
83	19	Spain	57,91	1,74
84	20	Iceland	57,64	1,73
85	21	Austria	57,20	1,72
86		Argentina	56,77	1,70
87		Iran	55,90	1,68
88	22	United Kingdom	54,45	1,63
89		Colombia	53,28	1,60
90		Russia	53,09	1,59
91		Kenya	52,88	1,59
92	23	Slovakia	52,72	1,58
93		Morocco	52,56	1,58
94	24	Portugal	52,47	1,57
95		Uruguay	50,83	1,52
96	25	Slovenia	50,06	1,50
97		Ethiopia	48,65	1,46
98	26	Norway	44,45	1,33
99		Turkey	43,59	1,31
100		Venezuela	43,00	1,29
101		Serbia	42,38	1,27
102		Iraq	42,06	1,26
103		Jordan	40,51	1,22
104		South Africa	39,09	1,17
105		Bolivia	33,75	1,01
106		Guinea-Bissau	32,98	0,99
107		Syria	31,76	0,95
108		Pakistan	31,03	0,93
109		Paraguay	28,35	0,85

## Pro-Kopf-Aufnahme von Mikroplastik durch die Nahrung

Welt

Land

[g/M]

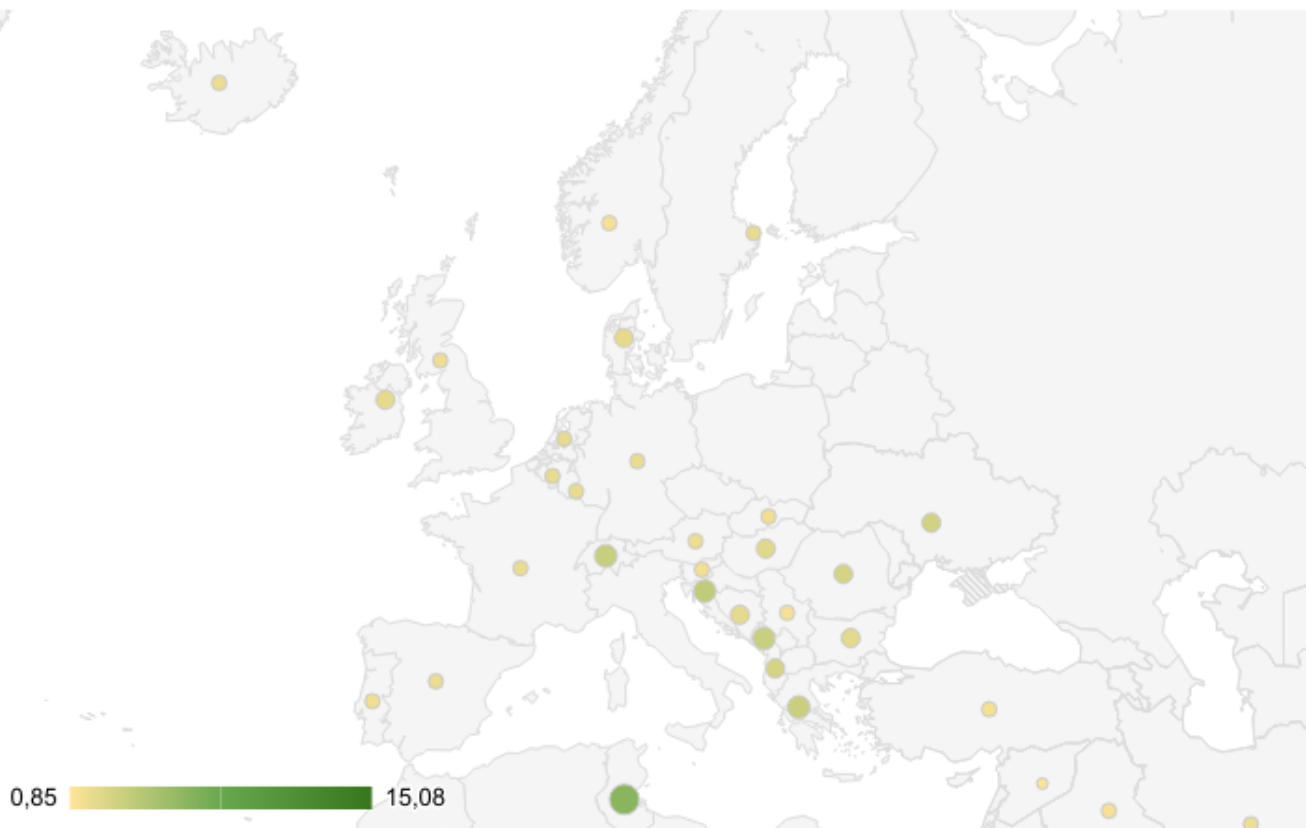


## Pro-Kopf-Aufnahme von Mikroplastik durch die Nahrung

Europa

Land

[g/M]



## Pro-Kopf-Aufnahme von Mikroplastik durch die Atmung

Platzierung		Land	Partikel pro Tag in Tausend [10 <sup>3</sup> /d]	Partikel pro Monat in Millionen [10 <sup>6</sup> /M]
Welt	Europa			
1		China	2850,7	85,52
1		Mongolia	2850,7	85,52
3	1	United Kingdom	791,5	23,75
3	1	Ireland	791,5	23,75
5		The Gambia	550,0	16,50
6		Egypt	504,0	15,12
7		Laos	494,0	14,82
7		Myanmar	494,0	14,82
7		Malaysia	494,0	14,82
7		Philippines	494,0	14,82
7		Thailand	494,0	14,82
7		Vietnam	494,0	14,82
13		Tunisia	400,0	12,00
14		Brazil	368,0	11,04
15		Algeria	350,0	10,50
16	3	Switzerland	301,0	9,03
16	3	Luxembourg	301,0	9,03
16	3	Netherlands	301,0	9,03
16	3	Norway	301,0	9,03
16	3	Sweden	301,0	9,03
21		Ethiopia	300,0	9,00
21		Senegal	300,0	9,00
23		Djibouti	250,0	7,50
23		Morocco	250,0	7,50
25		Russia	150,5	4,52
25	8	Ukraine	150,5	4,52
27		Guinea-Bissau	150,0	4,50
28		Argentina	132,0	3,96
28		Colombia	132,0	3,96
28		Peru	132,0	3,96
28		Uruguay	132,0	3,96
28		Venezuela	132,0	3,96
33		Mauritius	120,0	3,60
34		Indonesia	115,4	3,46
35		Iran	111,5	3,35
35		Iraq	111,5	3,35
35		Jordan	111,5	3,35
35		Saudi Arabia	111,5	3,35
35		Syria	111,5	3,35
40	9	Albania	110,3	3,31
40	9	Austria	110,3	3,31
42		Burkina Faso	106,0	3,18
43		Mali	105,0	3,15
44	11	Iceland	83,0	2,49
45	12	Belgium	79,0	2,37
45	12	Germany	79,0	2,37
45	12	Denmark	79,0	2,37
45	12	Greece	79,0	2,37
45	12	Romania	79,0	2,37
50		Bangladesh	73,0	2,19
50		India	73,0	2,19
50		Cambodia	73,0	2,19
50		Sri Lanka	73,0	2,19

## Pro-Kopf-Aufnahme von Mikroplastik durch die Atmung

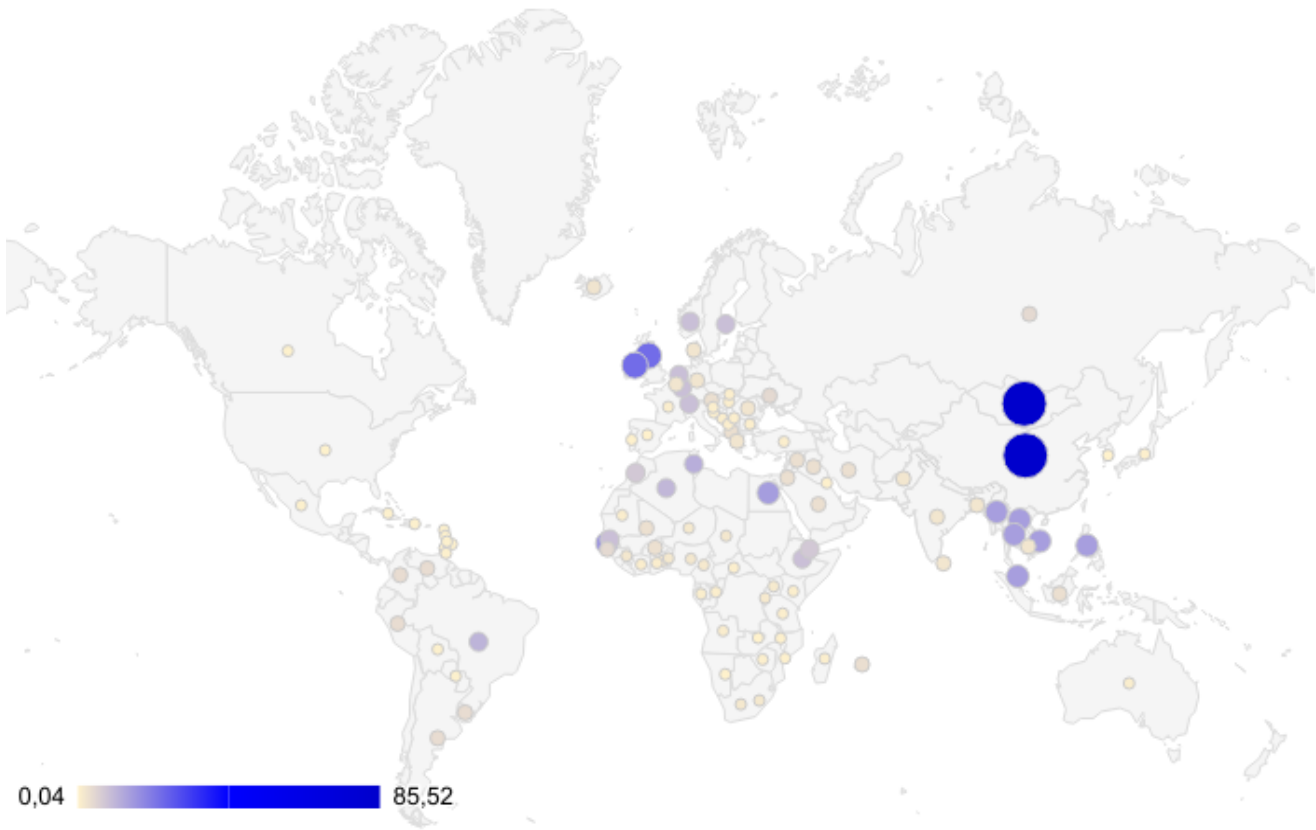
Welt	Europa	Land	[10 <sup>3</sup> /d]	[10 <sup>6</sup> /M]
50		Pakistan	73,0	2,19
55		Nigeria	67,0	2,01
55		Chad	67,0	2,01
57		Guinea	66,0	1,98
58		Togo	65,0	1,95
59		Benin	60,0	1,80
59		Lesotho	60,0	1,80
59		South Africa	60,0	1,80
62		Niger	57,0	1,71
63		Cameroon	53,0	1,59
63		Rwanda	53,0	1,59
65		Uganda	50,0	1,50
66		Angola	35,0	1,05
67		Australia	33,0	0,99
68		Ghana	32,0	0,96
69	17	France	30,2	0,91
70		Cote d'Ivoire	30,0	0,90
70		Mauritania	30,0	0,90
72		Gabon	27,0	0,81
73		Central African Republic	25,0	0,75
74	18	Bulgaria	23,5	0,71
74	18	Bosnia and Herzegovina	23,5	0,71
74	18	Croatia	23,5	0,71
74	18	Hungary	23,5	0,71
74	18	Montenegro	23,5	0,71
74	18	Serbia	23,5	0,71
74	18	Slovakia	23,5	0,71
74	18	Slovenia	23,5	0,71
74		Turkey	23,5	0,71
83		Congo	22,0	0,66
83		Kenya	22,0	0,66
83		Madagascar	22,0	0,66
83		Tanzania	22,0	0,66
87		Zimbabwe	20,0	0,60
87		Japan	19,9	0,60
89		Antigua and Barbuda	15,3	0,46
89		Bolivia	15,3	0,46
89		Barbados	15,3	0,46
89		Cuba	15,3	0,46
89		Dominica	15,3	0,46
89		Dominican Republic	15,3	0,46
89		Grenada	15,3	0,46
89		Saint Lucia	15,3	0,46
89		Mexico	15,3	0,46
89		Paraguay	15,3	0,46
89		Trinidad and Tobago	15,3	0,46
100		Kuwait	15,2	0,45
101		Mozambique	12,0	0,36
101		Malawi	12,0	0,36
103		Canada	10,2	0,30
103		United States	10,2	0,30
105	26	Spain	7,7	0,23
105	26	Portugal	7,7	0,23
107		Namibia	7,0	0,21
108		Zambia	3,0	0,09
109		South Korea	1,3	0,04

## Pro-Kopf-Aufnahme von Mikroplastik durch die Atmung

Welt

Land

[10<sup>6</sup>/M]



## Pro-Kopf-Aufnahme von Mikroplastik durch die Atmung

Europa

Land

[10<sup>6</sup>/M]

